

mackworth

CP440P

CEILING TRACK HOIST



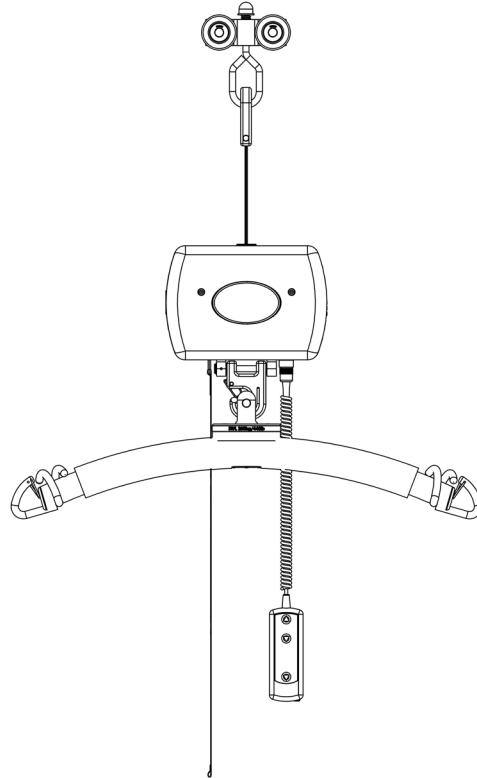
SPARE PARTS MANUAL



Contents

1

1 Contents	2
2 Spare Parts Summary.....	3
3 Part Code Detail	5
4 Notes.....	11
5 Contacts.....	12



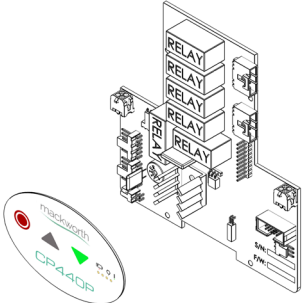
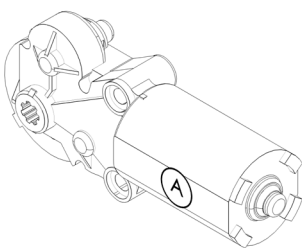
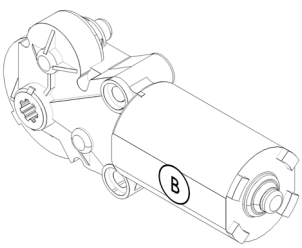
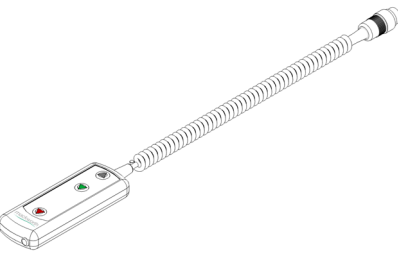
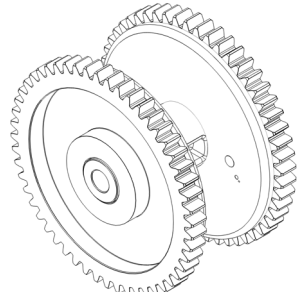
Article No.	Part Code	Description
1.	108915	CP440P PCB & Membrane
2.	108442	CPP Lift Motor A
3.	108443	CPP Lift Motor B
4.	108095	Mackworth CPP Handset
5.	108001	CPP Hub Assembly
6.	108036	CPP Limit Switch Assembly
7.	108901	CPP Battery Set (Pair)
8.	108013	CPP Strap Pin
9.	108222	CPP Emergency Lower Switch Assembly
10.	108840	CPP Emergency Lower Cord
11.	300501	CPP 440 lb Black Carry Bar Assembly
12.	300512	CPP 440 lb White Carry Bar Assembly
13.	440090	CPP 440 lb/200 kg Lift Tape Assembly
14.	108447	CP440P Front Cover Kit
15.	108448	CP440P Rear Cover Kit
16.	108839	CP440P Top Cover Kit
17.	108156	CP440P Bottom Cover
18.	430001	CPP Lift Tape QRS Hook Assy
19.	108067	CPP Trolley QRS Hook Assy



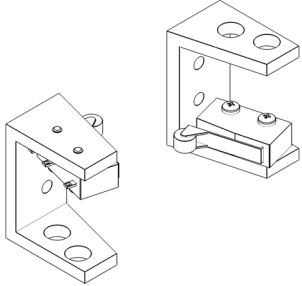
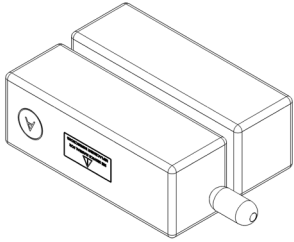
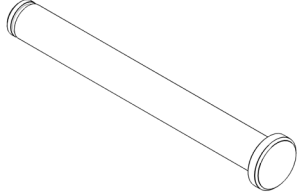
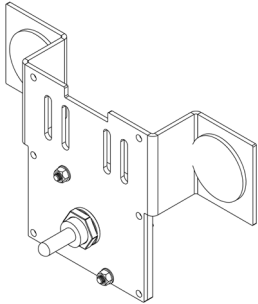
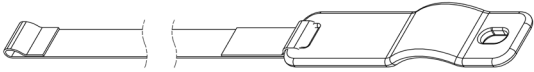
Spare Parts Summary

20.	108060	CPP Trolley (Track Type 1)
21.	108130	CPP Trolley (Track Type 2)
22.	108120	CPP Trolley (Track Type 3)
23.	108120	CPP Trolley (Track Type 4)
24.	108220	CPP Trolley (Track Type 5)
25.	104037	CPP Wall Mounted Charger Kit
26.	430046	CPP Reacher Pole
27.	999086-en-us	Mackworth CP440P User Manual (English US)
28.	999086-fr-ca	Mackworth CP440P User Manual (French Canadian)

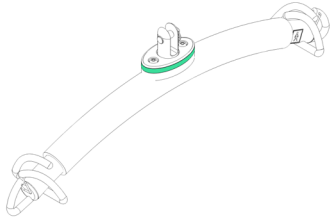
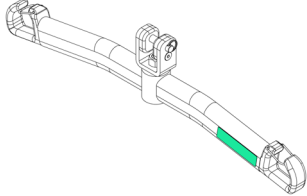
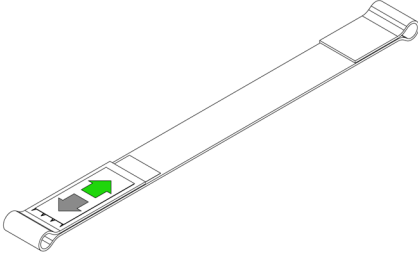
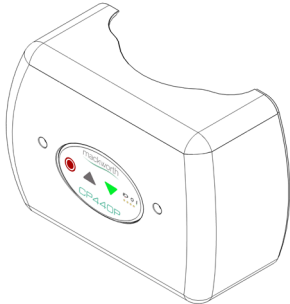
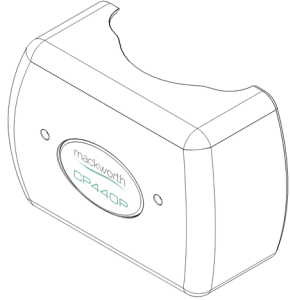
3

<p>1.</p>	 <p>The image shows a printed circuit board (PCB) with several relays mounted on it. A separate circular membrane is shown below the board, featuring a red LED, a green LED, and the text 'mackworth CP440P v. 2.1'.</p>	<p>CP440P PCB & Membrane 108915</p>
<p>2.</p>	 <p>The image shows a cylindrical motor assembly with a gear on the front and a shaft on the back. It is labeled with a circled 'A'.</p>	<p>CPP Lift Motor A 108442</p>
<p>3.</p>	 <p>The image shows a cylindrical motor assembly similar to Motor A, but with a different gear configuration. It is labeled with a circled 'B'.</p>	<p>CPP Lift Motor B 108443</p>
<p>4.</p>	 <p>The image shows a handset with a coiled cord and a small rectangular control unit at the end.</p>	<p>Mackworth CPP Handset 108095</p>
<p>5.</p>	 <p>The image shows a gear assembly consisting of two interlocking gears of different sizes mounted on a central hub.</p>	<p>CPP Hub Assembly 108001</p>

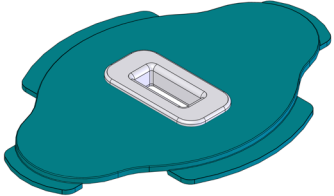

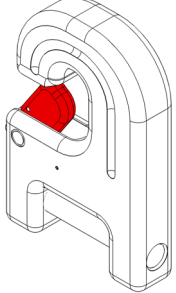
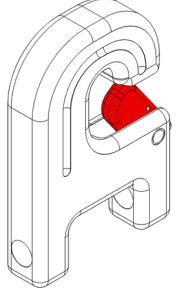
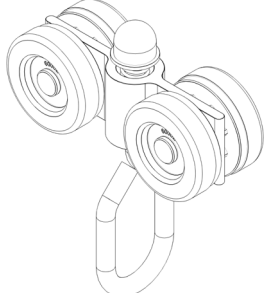
Part Code Detail

6.		<p>CPP Limit Switch Assembly 108036</p>
7.		<p>CPP Battery Set (Pair) 108901</p>
8.		<p>CPP Strap Pin 108013</p>
9.		<p>CPP Emergency Lower Switch Assembly 108222</p>
10.		<p>CPP Emergency Lower Cord 108840</p>

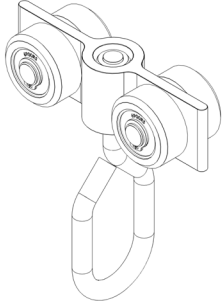
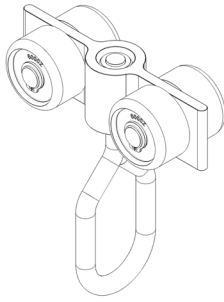
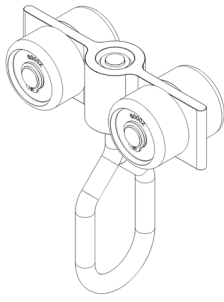
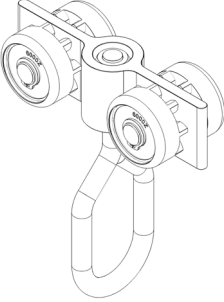
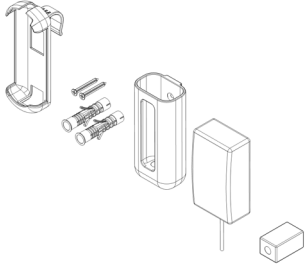
Part Code Detail

11.		<p>CPP 440 lb Black Carry Bar Assembly 300501</p>
12.		<p>CPP 440 lb White Carry Bar Assembly 300512</p>
13.		<p>CPP 440 lb/200 kg Lift Tape Assembly 440090</p>
14.		<p>CP440P Front Cover Kit 108447</p>
15.		<p>CP440P Rear Cover Kit 108448</p>

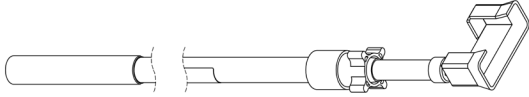


Part Code Detail

16.		<p>CP440P Top Cover Kit 108839</p>
17.		<p>CP440P Bottom Cover 108156</p>
18.		<p>CPP Lift Tape QRS Hook Assembly 430001</p>
19.		<p>CPP Trolley QRS Hook Assembly 108067</p>
20.		<p>CPP Trolley (Track Type 1) 108060</p>

Part Code Detail

21.		<p>CPP Trolley (Track Type 2) 108130</p>
22.		<p>CPP Trolley (Track Type 3) 108120</p>
23.		<p>CPP Trolley (Track Type 4) 108120</p>
24.		<p>CPP Trolley (Track Type 5) 108220</p>
25.		<p>CPP Wall Mounted Charger Kit 104037</p>

Part Code Detail

26.		<p>CPP Reacher Pole 430046</p>
27.		<p>Mackworth CP440P User Manual (English US) 999086-en-us</p>
28.		<p>Mackworth CP440P User Manual (French Canadian) 999086-fr-ca</p>



Notes

4

DEALER CONTACT DETAILS

MANUFACTURER CONTACT DETAILS

Unit 1, Tir Llwyd Industrial Estate, St Asaph Avenue, Kinmel Bay,
Conwy, United Kingdom, LL18 5JZ

Telephone: +44 (0)1924 840100
www.mackworthusa.com

DISCLAIMER

While every effort has been made to ensure the accuracy of information contained in this manual, no liability can be accepted by Mackworth for any errors or omissions. Mackworth operates a policy of continuous improvement. Specifications and other data are subject to change without notice.

